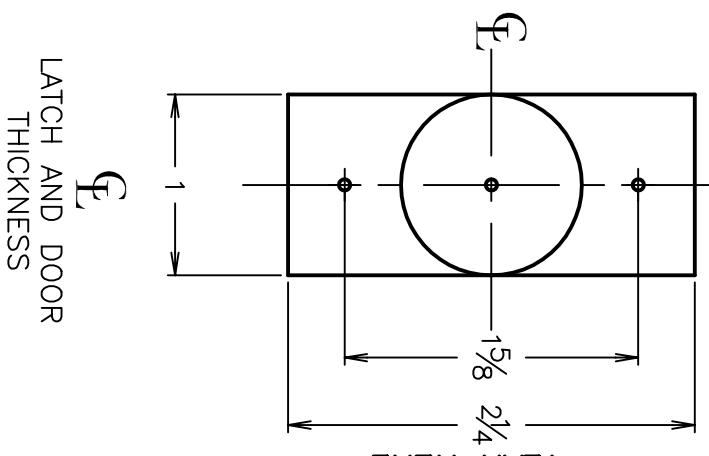
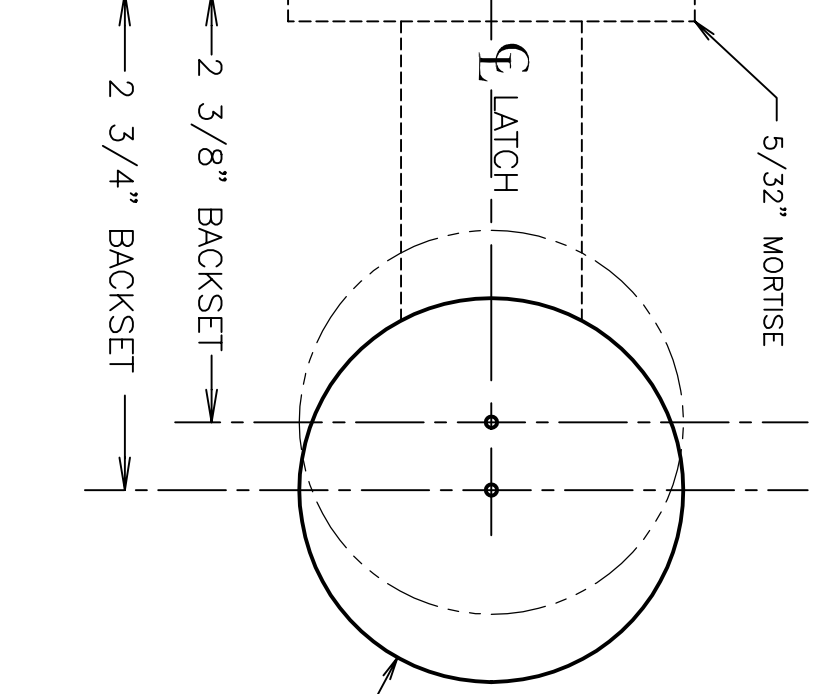


MARK
CENTER OF
DOOR
THICKNESS
FOR 1" DIA.
HOLE



TEAR HERE



5/32" MORTISE


F LATCH

2 3/8" BACKSET

2 3/4" BACKSET

NOTE: ADJUST
TEMPLATE FOR
BEVELED DOORS

ø 2 1/8



DOOR TEMPLATE



DATE: 1-5-00

SR 126
ADJUSTABLE BACKSET
MAY NOT BE TO SCALE
PLEASE ENSURE THAT THIS IS THE MOST UP
TO DATE TEMPLATE BY VISITING OUR
WEBSITE AT WWW.PDQLOCKS.COM