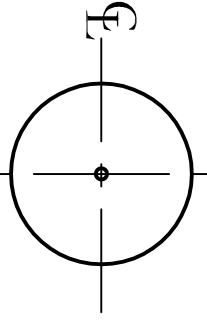
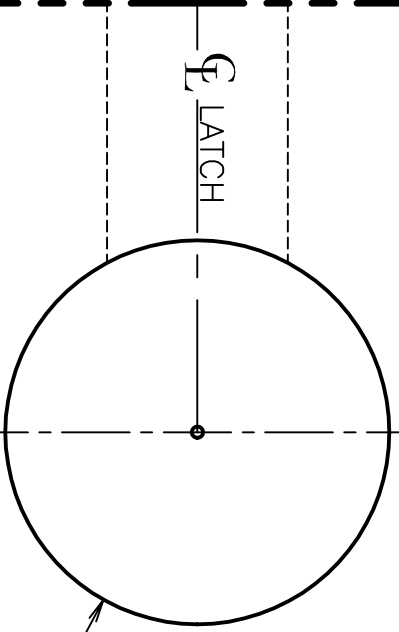


MARK  
CENTER OF  
DOOR  
THICKNESS  
FOR 1" DIA.  
HOLE

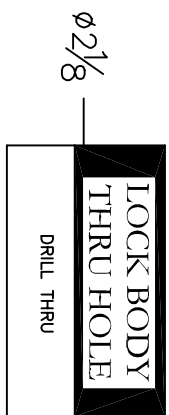


LATCH AND DOOR  
THICKNESS

TEAR HERE



NOTE: ADJUST  
TEMPLATE FOR  
BEVELED DOORS



# DOOR TEMPLATE



DATE: 1-5-00

SV, SW, SR 176 DRIVE IN BOLT  
2 3/8" BACKSET

MAY NOT BE TO SCALE

PLEASE ENSURE THAT THIS IS THE MOST UP  
TO DATE TEMPLATE BY VISITING OUR  
WEBSITE AT [WWW.PDQLOCKS.COM](http://WWW.PDQLOCKS.COM)